

















Syniverse Customer Satisfaction

How would you rate Syniverse in the following areas?

	Excellent	Very Good	Good	Fair	Poor
Value of Products and Services versus Cost	 12%	 39%	 34%	 10%	 5%
Customer Support	 40%	 39%	 17%	 2%	 2%
Sales/Account Team	 32%	 41%	 21%	 5%	 1%
Implementation Process	 22%	 51%	 23%	 3%	 1%
Product/Service Training	 24%	 42%	 25%	 6%	 3%

Source: TechValidate survey of 349 users of Syniverse

 Validated Published: Dec. 1, 2020 TVID: A6D-50F-B62



TechValidate
by SurveyMonkey