


















How would you rate Syniverse in the following areas?

	Excellent	Very Good	Good	Fair	Poor
Value of Products and Services versus Cost	 12%	 39%	 34%	 10%	 5%
Customer Support	 40%	 39%	 17%	 2%	 2%
Sales/Account Team	 33%	 41%	 21%	 4%	 1%
Implementation Process	 23%	 50%	 23%	 3%	 1%
Product/Service Training	 24%	 42%	 25%	 6%	 3%

Source: TechValidate survey of 351 users of Syniverse

✓ Validated

Published: Dec. 3, 2020 TVID: 1D0-4A7-E0C



TechValidate
by SurveyMonkey