













State and Local Government

Please estimate the time savings you've experienced in the following areas since using Meraki.

| | Weeks | Days | Hours | No time has been saved |
|-----------------|--|--|--|---|
| Deployment |  31% |  32% |  30% |  7% |
| Maintenance |  32% |  30% |  28% |  10% |
| Troubleshooting |  29% |  25% |  37% |  9% |

Source: TechValidate survey of 101 users of Cisco Meraki. Sample comprised of Government organizations located in the United States.

